







Making your home more **convenient** and **safer**

KOCOM SMART HOME IP VIDEOPHONE **KCV-S701IP**



A BREADTH OF FRESH AIR IN YOUR HOME KOCOM SMART IP VIDEO DOORPHONE

KOCOM provides you with the best comfort of your daily life.
It is easy to install and enables visitor's identification through your smart phones.

-  Video and audio monitoring of the camera(s)
-  Operating condition display with icons (OSD)
-  7" Color digital LCD monitor
-  Call & Communication with visitors
-  Receive instant notifications to your smart phone through WiFi & Ethernet in local and remot places
-  Door opening function

It's a state of art technology that provides installers with options either wifi or ethernet.
Not only comfort, also serucity is ensured as it enables communication with visitors through smart phone in any place even you are not at home.



Smartphone APP download



Android



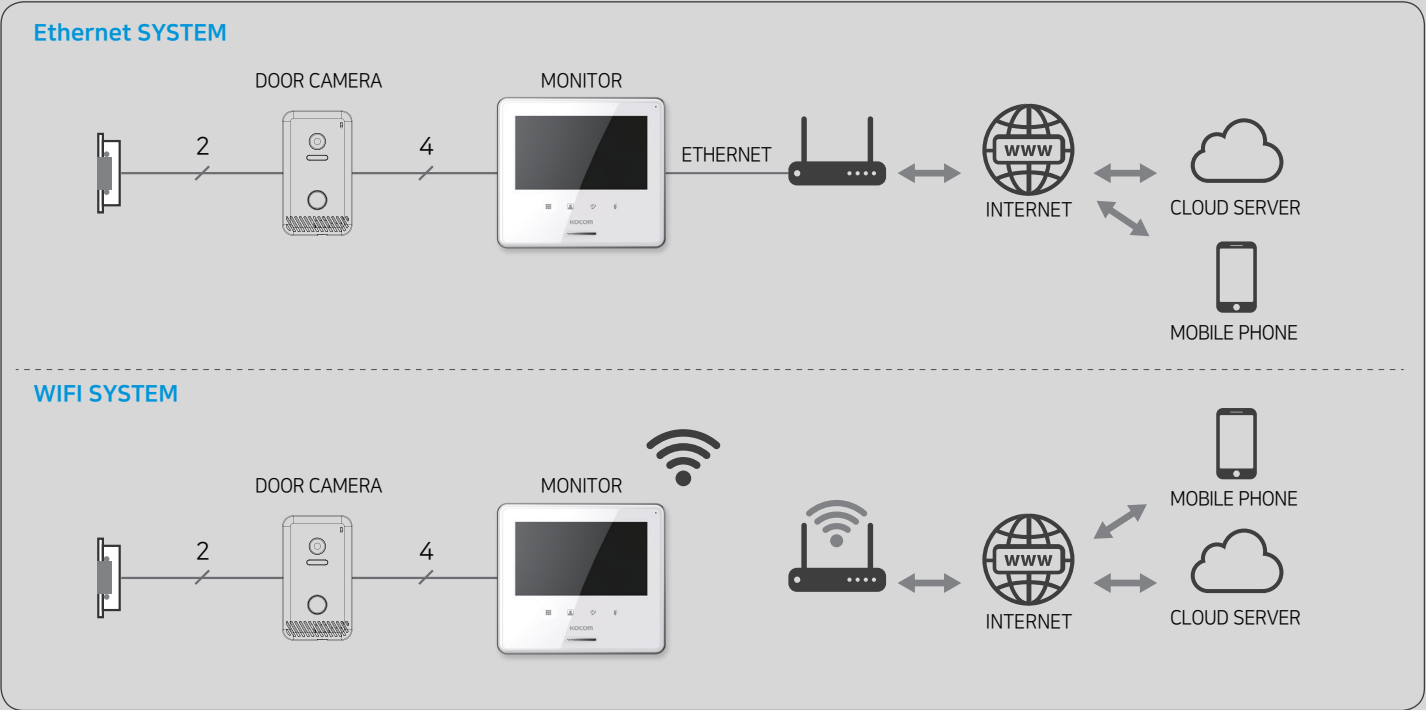
i-OS

Making your home more convenient and safer

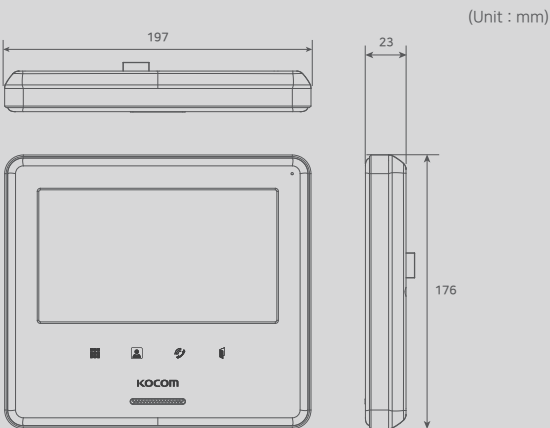
APP DOWNLOAD, SPECIFICATION OF SMART PHONE AND NETWORK

Item	Description
Recommended spec of smart phone	Android 6.0 version or higher iOS 11.4 version or higher Bluetooth 4.1 standard (Range: Within 1m)
Recommended spec of wireless router	Wireless router using only 2.4G -wireless router using 2.4G and 5G may not interwork -IEEE 802.11 b/g/n
Recommended network delay time	KCV-S701IP ↔ AP within 50msec KCV-S701IP ↔ CLOUD within 100msec -In case that delay time of network exceeds the abovementioned, it may not interwork -In may not interwork depending upon the status of 3G, LTE and telecom
Recommended Network data rates	20Mbps Depending on network transmission speed and condition, the video or voice would be disconnected

WIRING DIAGRAM



PRODUCT DIMENSION



ACCESSORY



HOW TO CONNECT

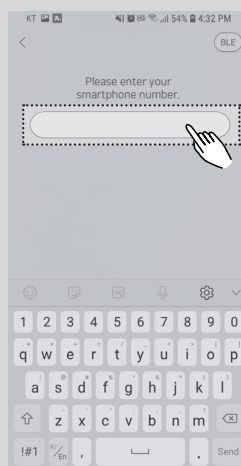
To bring this unit into the system in a proper way with your mobile phone, please follow below structure in numerical order

1



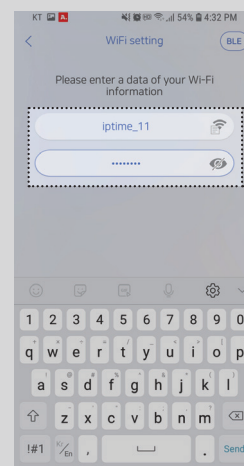
To set WIFI mode of wireless AP at KCV-S701IP, you must install APP called "KOCOM SMART HOME" to your Android Phone / iPhone.
Please scan APP QR code on page 1 of this manual.
Or you can download by following below steps
- Android : Google playstore > KOCOM smarthome
- i-OS : Appstore > KOCOM smarthome

2



Enter your phone number.
REMARK: (For Ethernet connection, the app won't request you to put your mobile number)

3



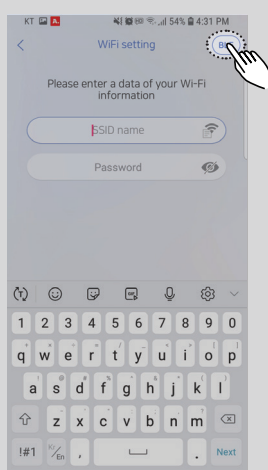
Enter your wifi information and password.
REMARK: (For Ethernet connection, the app won't request you to put your mobile number)

4



Press the menu button button.

5



Click "BLE" button for WIFI setup and the unit will show an icon that show you WIFI is connected.

6



Press Add new device.
Then, it'll require PIN number and you can find from the videophone.
Then, installation complete.

Using the
APP



EASY MONITORING

Able to use KOCOM app to easily find your visitor, even you are out of home.

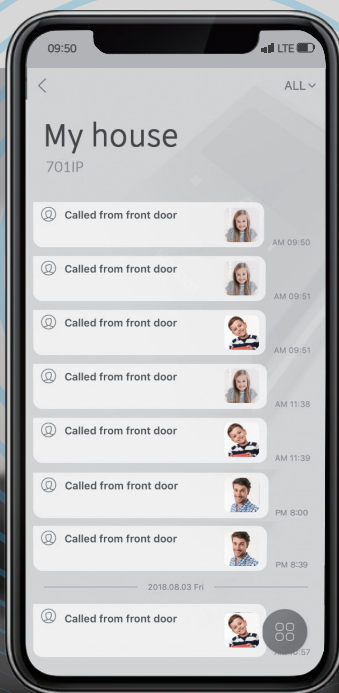


SMART OPEN

You can open the door through your mobile, no need to run toward your monitor while you are in bed, bathroom, or outside of home.



KOCOM SMART HOME APP



VIDEOPHONE

Model No.	KCV-S701IP
Power Source	DC 12V-1A Adaptor
Power Consumption	3.5W(±20%)(Stand by), 9W(±20%)(In load)
Operating Temperature	0°C ~ +40°C
LCD	7" color LCD
Communication System	Handsfree Type
Ethernet interface	10/100 BASE-T
WIFI	802.11 b/g/n
Bluetooth 4.1	Bluetooth 4.1
Wiring	Door camera : Polarized 4 wire
	LAN : UTP(cat.5e or Higher)
Mount Type	Surface mount
Dimension	220(W) x 123(H) x 19(D) mm